

FRONT TERMINAL HIGH-RATE SERIES

POWER 
Power for a World of Applications

SLF 12205

VALVE REGULATED
LEAD ACID BATTERY (V.R.L.A.)

ABSORBED GLASS MAT
TECHNOLOGY (A.G.M.)

10 YEAR DESIGN LIFE
FOR UPS & STANDBY APPLICATIONS



FEATURES & BENEFITS

- Front Terminal Design for enhanced installation and maintenance.
- Advanced, puncture resistant AGM separator for extended life.
- Large format, multi-cell design.
- Oversized Terminal Face enables direct access to the terminal for diagnostic readings.
- Flame-retardant polypropylene case and cover compliant with UL 94-V2 with and Oxygen limiting index of greater than 28%.
- Gas recombination greater than 99%.
- Operates at a low internal pressure.
- Never needs watering, minimal maintenance.
- 99.7% pure lead calcium grids.
- High impact resistant thick wall construction.
- Pressure cast non-porous terminal bushings, eliminate post leakage.
- Thermally welded case to cover seal.
- Over-sized, through the partition inter-cell welds provide low resistance connections, with minimum voltage drop.
- Each cell has a low pressure safety release venting system, recognized per U.L.
- Measured high vacuum acid fill, reduces electrical variability between cells.
- Lifting handles.

NO TRANSPORT RESTRICTIONS

- Surface transport. Classified as non-hazardous material as relates to DOT-CFR Title 49 part 171-189.
- Maritime transport. Classified as non-hazardous material as per IMDG amendment 27.
- Air transport. Complies with IATA / ICAO, special provision A67.

SPECIFICATIONS

Cells per unit	6
Nominal voltage	12
Terminal type	Copper insert 5/16"
Maximum discharge current	1086 amps
Short circuit current	6300 amps
Impedance	1.65 milliohms
Weight lbs / kg	148 / 67.1
Electrolyte Content	2.3 Gallons
Watts per cell to 1.67 V.P.C.	741
Capacity @ 77°F (25°C) to 1.75 V.P.C.	170.4 AH (8hrs)
Ideal operating temperature range	+68°F (+20°C) to +77°F (+25°C)
Extended operating temperature range <i>(Capacity and Life expectancy are temperature dependant)</i>	Discharge: - 40°F (-40°C) to +140°F (+60°C) Charge: - 40°F (-40°C) to +122°F (+50°C)
Float Voltage	13.5 to 13.8 @ 77°F (25°C)
Maximum charging current	C/4 amperes at 100% discharge Unlimited at partial discharge.
AC ripple from charging source	1.5% peak to peak of float charge voltage
Storage	6 months at 77°F (25°C)
Weight	152 lbs / 69 kg
Length x Width x Height case	21.12" x 8.46" x 10.10" 536 mm x 215 mm x 257 mm

OPTIONS

- Custom inter-connecting battery cables.
- Inter-unit busbars and terminal covers.

DISCHARGE SPECIFICATIONS

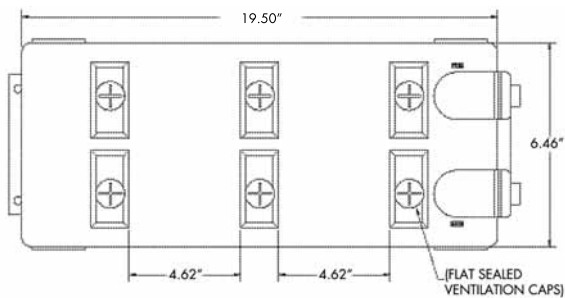
CONSTANT POWER RATINGS, WATTS PER BATTERY @ 77°F (25°C) IN MINUTES							
Final V.P.C.	5	10	15	20	30	60	90
1.60	8333	5875	4556	3644	2692	1566	1173
1.67	7841	5662	4450	3602	2673	1561	1164
1.70	7393	5395	4268	3482	2663	1560	1155
1.75	7083	5248	4188	3468	2617	1543	1149
1.80	6399	4865	3942	3338	2563	1525	1135

FRONT TERMINAL HIGH-RATE SERIES

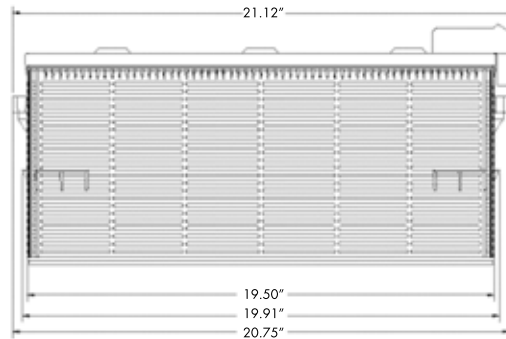
POWER 
Power for a World of Applications

SLF 12205

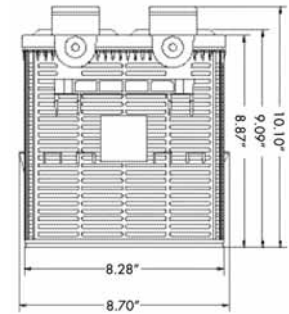
TOP VIEW



SIDE VIEW



END VIEW



CZ4 cabinet

POWER BATTERY offers an extensive line of pre-wired and fused battery cabinets complete with UL and CUL approval. Standard and custom DC voltages complete with breakers and chargers are available.

BATTERY CABINET SYSTEMS PRE-WIRED WITH SLF-12205 BATTERIES

Battery cabinet model	Maximum # of batteries	Dimensions inches / millimeters			Weight lbs / kg
		W	D	H	
CZ3	12	42.0/1067	31.5/800	50.3/1278	2124/965
CZ6	16	42.0/1067	31.5/800	61.3/1557	2832/1287
CZ4	20	42.0/1067	31.5/800	72.3/1837	3540/1609

MODULAR STACKING SYSTEM

Rack model	Qty	W	D	H	lbs / kg
EZ1	4	20.3 / 516	23.0 / 584	22.5 / 572	709 / 322

Open front modular stacking system. Can be stacked 4 high

RACK SELECTION CHART FOR FRONT ACCESS BATTERIES

Floor Rack Model	Maximum# of batteries		Dimensions Inches / Millimeters			Total Weight lbs/kg		
	SLF-12105	SLF-12205/ SLF-12250	L	W	H	SLF-12105	SLF-12205	SLF-12250
RB52	10	5	52 / 1321	22.5 / 572	9 / 229	781 / 355	801 / 364	851 / 387
RB52S	20	10	52 / 1321	22.5 / 572	19 / 483	1574 / 716	1614 / 734	1714 / 779
RB52T	30	15	52 / 1321	22.5 / 572	34 / 864	2367 / 1076	2427 / 1103	2577 / 1171
RB52-4T	40	20	52 / 1321	22.5 / 572	49 / 1245	3164 / 1438	3244 / 1475	3444 / 1566

CONSTANT CURRENT RATINGS, AMPERES @ 77°F (25°C) IN HOURS

Final V.P.C.	1	2	3	4	5	6	8	10	12	24
1.75	131.6	68.1	48.8	38.4	31.8	27.2	21.3	17.4	14.8	7.60
1.80	128.5	67.0	47.9	37.3	30.8	26.3	20.5	16.7	14.2	7.54
1.85	109.6	64.0	45.7	35.8	29.6	25.4	19.7	16.1	13.7	7.25
1.90	98.2	58.3	41.7	32.8	27.2	23.2	18.1	14.9	12.6	6.75

U.S.A.
Power Battery Company, Inc.
25 McLean Blvd.
Paterson, N.J. 07514-1507
Phone: (973) 523-8630
Fax: (973) 523-3023
E-mail: sales@powbat.com
Website: www.powerbattery.com

CANADA
Power Battery (Iberville) Ltd.
770 Thomas Ave.
Saint-Jean-sur-Richelieu, Québec, J2X 5E7
Phone: (450) 346-3273
Fax: (450) 346-8003
E-mail: sales@powbat.com
Website: www.powerbattery.com

UK
Power Batteries Ltd.
Premier Way, Abbey Park Industrial Estate
Romsey, Hampshire, SO51 9AQ
Phone: +44 (0)1794 835900
Fax: +44 (0)1794 835910
E-mail: sales@powbat.co.uk
Website: www.powbat.co.uk