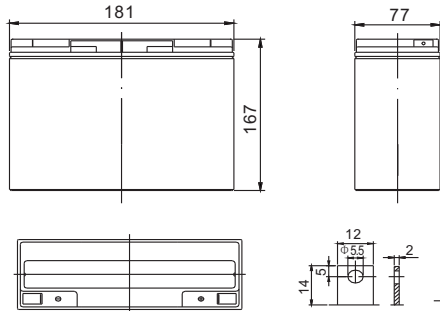


Standard Series FP12200 12V20Ah

FirstPower®

Dimension(mm)



T3 T8
Terminal



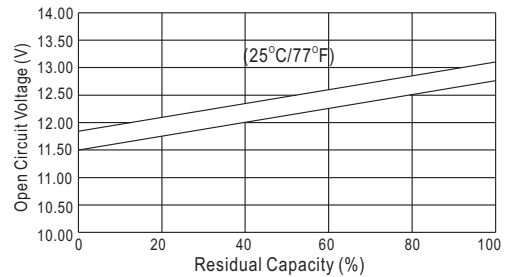
Specification

Nominal Voltage		12 V
Capacity(20HR, 25°C)		20Ah
Dimension	Length	181mm (7.13inch)
	Width	77mm (3.03inch)
	Height	167mm (6.57inch)
	Total Height(T3/T8)	167mm(6.57inch)/167mm(6.57inch)
Approx. Weight		5.8kg (12.8lbs)

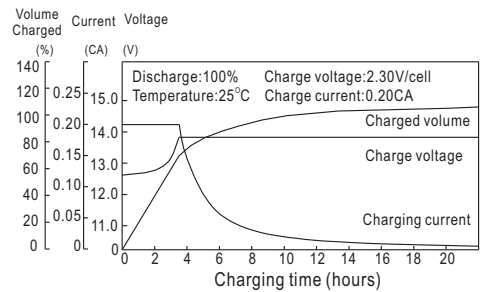
Characteristics

Capacity 20°C (68□) To 1.70V/Cell	20 hour rate	20Ah
	10 hour rate	18.5Ah
	5 hour rate	17.0Ah
	1 hour rate	12.5Ah
	15 min rate	9.13Ah
Internal resistance(Fully charged, 25°C)		Approx. 15mΩ
Capacity affected by temperature (20HR)	40°C	102%
	25°C	100%
	0°C	85%
	-15°C	65%
Self-discharge (25°C)	3 month	Remaining Capacity: 91%
	6 month	Remaining Capacity: 82%
	12 month	Remaining Capacity: 65%
Nominal operating temperature		25°C ±3°C(77°F ±5°F)
Operating temperature range		-15°C~50°C(5°F~122°F)
Float charging voltage(25°C)		13.60 to 13.80V
Cyclic charging voltage(25°C)		14.50 to 14.90V
Maximum charging current		6A
Terminal material		Copper
Maximum discharge current		300A(5 Sec.)

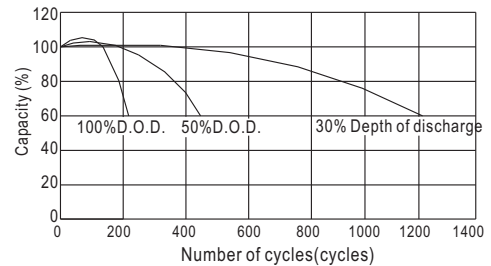
The Relationship for Open Circuit Voltage and Residual Capacity (25°C)



Charging Characteristics(25°C)



Cycle Life(25°C)



Constant Current Discharge Characteristics (A, 25°C)

F.V/TIME	5min	10min	15min	30min	60min	3h	5h	10h	20h
9.60V	76.0	48.0	38.0	22.0	13.0	5.08	3.45	1.87	1.02
10.2V	72.2	45.6	36.5	21.1	12.5	5.00	3.40	1.85	1.01
10.8V	67.9	42.9	34.7	20.1	11.9	4.90	3.33	1.84	1.00

Constant Power Discharge Characteristics (Watt, 25°C)

5min	10min	15min	30min	60min	3h	5h	10h	20h
848	541	433	252	151	60.3	41.2	22.4	12.2
806	514	416	242	145	59.4	40.6	22.2	12.1
757	484	395	230	137	58.2	39.8	22.2	12.0