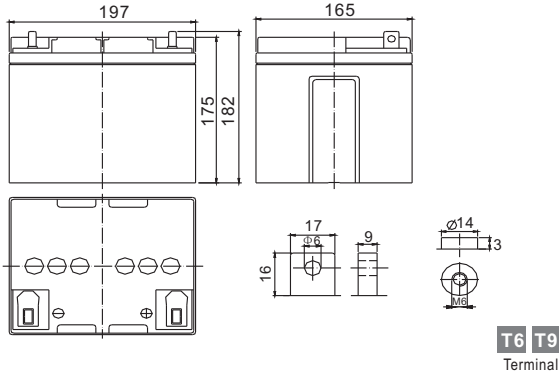


# Standard Series LFP1240A 12V40Ah

**FirstPower®**

## Dimension



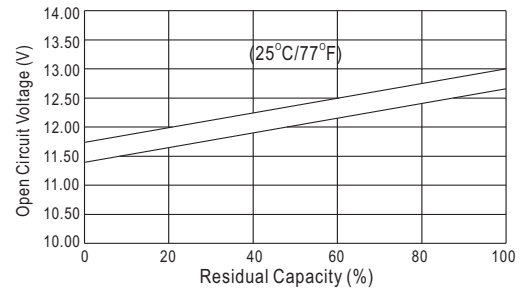
## Specification

Nominal Voltage	12 V	
Capacity(10HR, 25°C)	40Ah	
Dimension	Length	197mm (7.8inch)
	Width	165mm (6.5inch)
	Height	175mm (6.9inch)
	Total Height(T6/T9)	182mm (7.2inch)/175mm (6.9inch)
Approx. Weight	13.3kg (29.3lbs)	

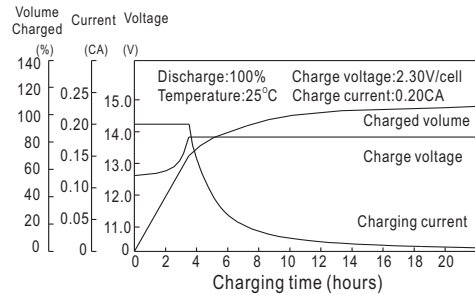
## Characteristics

Capacity 20°C (68°F) To 1.70V/Cell	20 hour rate	42Ah
	10 hour rate	40Ah
	5 hour rate	36Ah
	1 hour rate	25Ah
	15 min rate	16.3Ah
Internal resistance(Fully charged, 25°C)	Approx.9.5m Ω	
Capacity affected by temperature (10HR)	40°C	102%
	25°C	100%
	0°C	85%
	-15°C	65%
Self-discharge (25°C)	3 month	Remaining Capacity: 91%
	6 month	Remaining Capacity: 82%
	12 month	Remaining Capacity: 65%
Nominal operating temperature	25°C ±3°C(77°F ±5°F)	
Operating temperature range	-15°C~50°C(5°F~122°F)	
Float charging voltage(25°C)	13.50 to 13.80V	
Cyclic charging voltage(25°C)	14.50 to 14.90V	
Maximum charging current	12A	
Terminal material	Copper	
Maximum discharge current	400A(5 Sec.)	

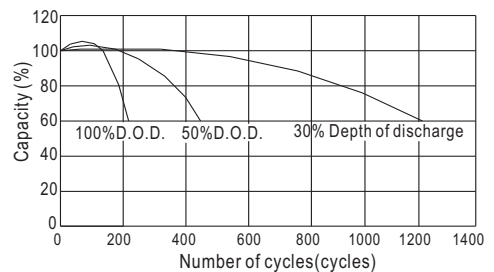
## The Relationship for Open Circuit Voltage and Residual Capacity (25°C)



## Charging Characteristics(25°C)



## Cycle Life(25°C)



## Constant Current Discharge Characteristics (A, 25°C)

F.V/TIME	5min	10min	15min	30min	60min	3h	5h	10h	20h
9.60V	122	81.0	68.0	40.0	26.0	10.4	7.31	4.06	2.10
10.2V	116	77.0	65.3	38.4	25.0	10.2	7.20	4.02	2.10
10.8V	109	72.3	62.0	36.5	23.7	10.0	7.06	4.00	2.05

## Constant Power Discharge Characteristics (Watt, 25°C)

	5min	10min	15min	30min	60min	3h	5h	10h	20h
	1281	875	747	449	296	122	86.4	48.5	25.2
	1217	831	717	431	285	120	85.1	48.0	25.2
	1144	781	681	409	270	118	83.4	48.0	24.6