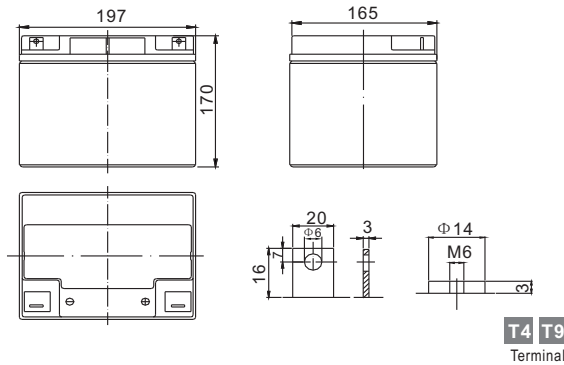


# Standard Series

## LFP1245 12V45Ah

**FirstPower®**

### Dimension(mm)



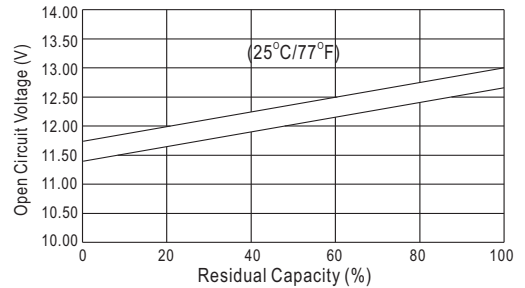
### Specification

Nominal Voltage		12 V
Capacity(10HR, 25°C)		45Ah
Dimension	Length	197mm (7.8inch)
	Width	165mm (6.5inch)
	Height	170mm (6.7inch)
	Total Height(T4/T9)	170mm (6.7inch)/170mm (6.7inch)
Approx. Weight		14.0kg (30.8lbs)

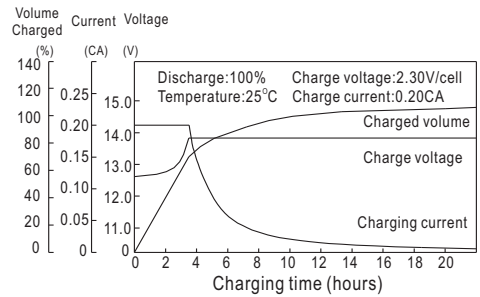
### Characteristics

Capacity 20°C (68□) To 1.70V/Cell	20 hour rate	45.2Ah
	10 hour rate	45Ah
	5 hour rate	38.5Ah
	1 hour rate	25.9Ah
	15 min rate	17.5Ah
Internal resistance(Fully charged, 25°C)		Approx. 8.0m Ω
Capacity affected by temperature (10HR)	40°C	102%
	25°C	100%
	0°C	85%
	-15°C	65%
Self-discharge (25°C)	3 month	Remaining Capacity: 91%
	6 month	Remaining Capacity: 82%
	12 month	Remaining Capacity: 65%
Nominal operating temperature		25°C ± 3°C (77°F ± 5°F)
Operating temperature range		-15°C ~ 50°C (5°F ~ 122°F)
Float charging voltage(25°C)		13.50 to 13.80V
Cyclic charging voltage(25°C)		14.50 to 14.90V
Maximum charging current		13.5A
Terminal material		Copper
Maximum discharge current		450A(5 Sec.)

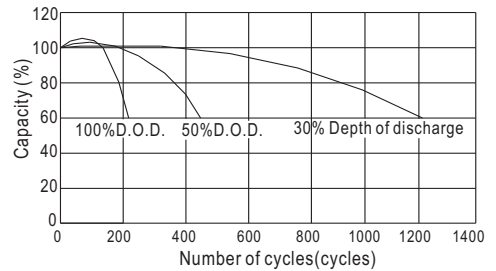
### The Relationship for Open Circuit Voltage and Residual Capacity (25°C)



### Charging Characteristics(25°C)



### Cycle Life(25°C)



### Constant Current Discharge Characteristics (A, 25°C)

F.V/TIME	5min	10min	15min	30min	60min	3h	5h	10h	20h
9.60V	130	88.0	73.0	43.0	27.0	11.2	7.82	4.47	2.28
10.2V	124	83.6	70.1	41.3	25.9	11.0	7.70	4.43	2.26
10.8V	116	78.6	66.6	39.2	24.6	10.8	7.55	4.40	2.25

### Constant Power Discharge Characteristics (Watt, 25°C)

5min	10min	15min	30min	60min	3h	5h	10h	20h
1365	950	802	482	308	131	92.4	53.3	27.4
1297	903	769	463	295	129	91.0	52.9	27.2
1219	849	731	440	281	127	89.2	52.9	27.0