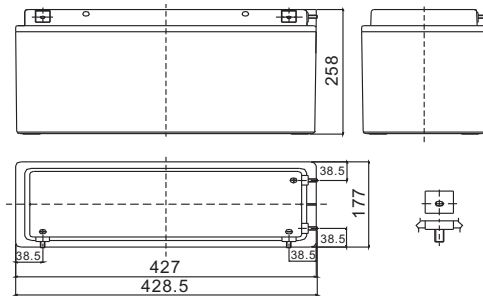


Standard Series LFP12150A 12V150Ah

FirstPower®

Dimension



M6 bolt
Terminal

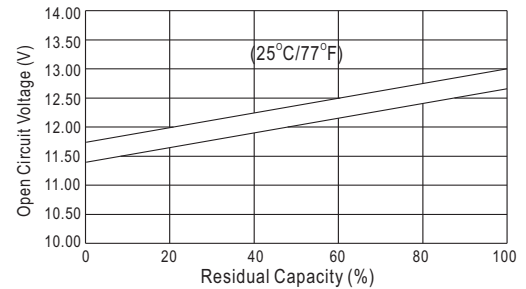
Specification

Nominal Voltage		12 V
Capacity(10HR, 25°C)		150 Ah
Dimension	Length	428.5mm (16.9inch)
	Width	177mm (7.0inch)
	Height	258mm (10.2inch)
	Total Heigh	258mm (10.2inch)
Approx. Weight		50kg (110.3lbs)

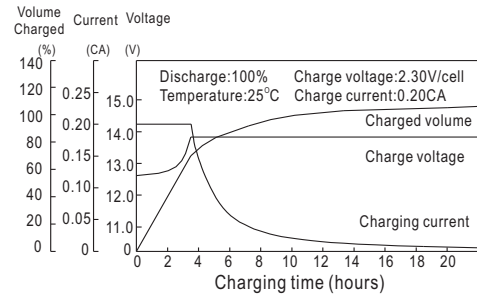
Characteristics

Capacity 20°C (68□) To 1.70V/Cell	20 hour rate	158Ah
	10 hour rate	150Ah
	5 hour rate	135Ah
	1 hour rate	90.7Ah
	15 min rate	59.5Ah
Internal resistance(Fully charged, 25°C)		Approx4.4m Ω
Capacity affected by temperature (10HR)	40°C	102%
	25°C	100%
	0°C	85%
	-15°C	65%
Self-discharge (25°C)	3 month	Remaining Capacity: 91%
	6 month	Remaining Capacity: 82%
	12 month	Remaining Capacity: 65%
Nominal operating temperature		25°C ±3°C(77°F ±5°F)
Operating temperature range		-15°C~50°C(5°F~122°F)
Float charging voltage(25°C)		13.50 to 13.80V
Cyclic charging voltage(25°C)		14.50 to 14.90V
Maximum charging current		45A
Terminal material		Stainless steel
Maximum discharge current		1000A(5 Sec.)

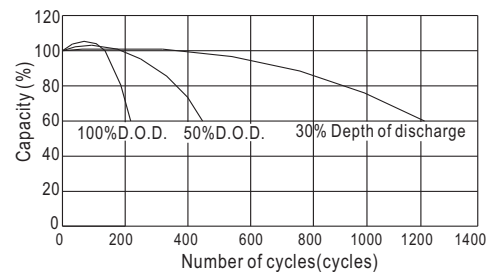
The Relationship for Open Circuit Voltage and Residual Capacity (25°C)



Charging Characteristics(25°C)



Cycle Life(25°C)



Constant Current Discharge Characteristics (A, 25°C)

F.V/TIME	5min	10min	15min	30min	60min	3h	5h	10h	20h
9.60V	--	--	248	156	94.5	38.8	27.4	15.2	7.99
10.2V	--	--	238	150	90.7	38.3	27.0	15.1	7.92
10.8V	--	--	226	142	86.2	37.5	26.5	15.0	7.88

Constant Power Discharge Characteristics (Watt, 25°C)

	5min	10min	15min	30min	60min	3h	5h	10h	20h
	--	--	2718	1750	1077	457	324	182	95.9
	--	--	2609	1680	1034	450	319	180	95.1
	--	--	2478	1596	982	441	313	180	94.5