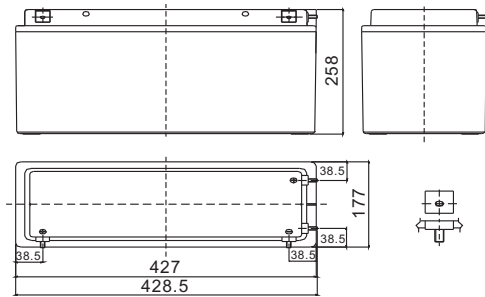


Standard Series LFP12160A 12V160Ah

FirstPower®

Dimension



M6 bolt
Terminal

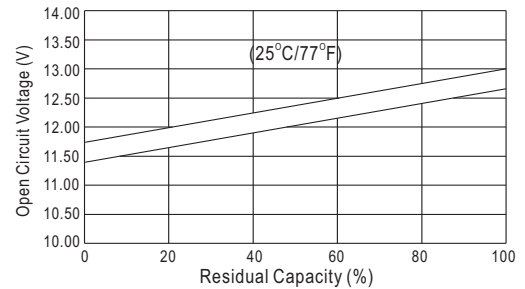
Specification

Nominal Voltage		12 V
Capacity(10HR, 25°C)		160 Ah
Dimension	Length	428.5mm (16.9inch)
	Width	177mm (7.0inch)
	Height	258mm (10.2inch)
	Total Height	258mm (10.2inch)
Approx. Weight		52kg (114.7lbs)

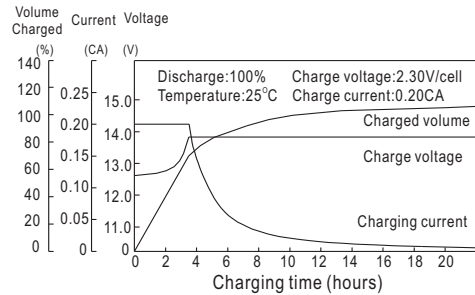
Characteristics

Capacity 20°C (68°F) To 1.70V/Cell	20 hour rate	169Ah
	10 hour rate	160Ah
	5 hour rate	144Ah
	1 hour rate	96.8Ah
	15 min rate	63.3Ah
Internal resistance(Fully charged, 25°C)		Approx 4.2mΩ
Capacity affected by temperature (10HR)	40°C	102%
	25°C	100%
	0°C	85%
	-15°C	65%
Self-discharge (25°C)	3 month	Remaining Capacity: 91%
	6 month	Remaining Capacity: 82%
	12 month	Remaining Capacity: 65%
Nominal operating temperature		25°C ±3°C (77°F ±5°F)
Operating temperature range		-15°C ~50°C (5°F ~122°F)
Float charging voltage(25°C)		13.50 to 13.80V
Cyclic charging voltage(25°C)		14.50 to 14.90V
Maximum charging current		48A
Terminal material		Stainless steel
Maximum discharge current		1000A(5 Sec.)

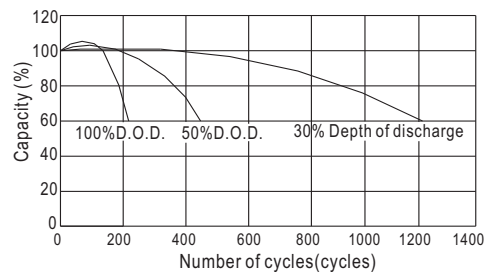
The Relationship for Open Circuit Voltage and Residual Capacity (25°C)



Charging Characteristics(25°C)



Cycle Life(25°C)



Constant Current Discharge Characteristics (A, 25°C)

F.V/TIME	5min	10min	15min	30min	60min	3h	5h	10h	20h
9.60V	--	--	264	166	101	41.4	29.2	16.2	8.53
10.2V	--	--	253	160	96.8	40.8	28.8	16.1	8.45
10.8V	--	--	241	152	91.9	40.0	28.2	16.0	8.40

Constant Power Discharge Characteristics (Watt, 25°C)

	5min	10min	15min	30min	60min	3h	5h	10h	20h
	--	--	2899	1867	1149	487	346	194	102
	--	--	2783	1792	1103	480	340	192	101
	--	--	2644	1703	1048	470	334	192	101