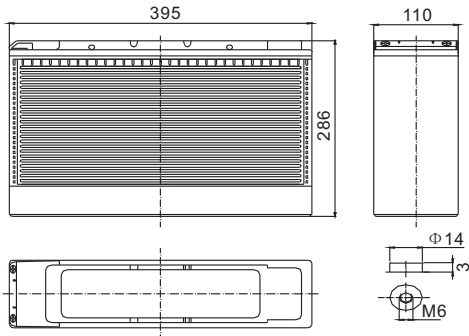


Long Life Series LFP12105FT 12V105Ah

FirstPower®

Dimension



T9
Terminal



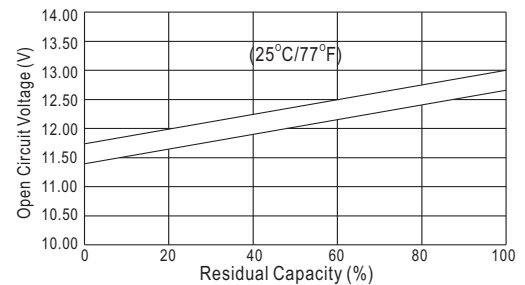
Specification

Nominal Voltage		12 V
Capacity(10HR, 25°C)		105Ah
Dimension	Length	395mm (15.6inch)
	Width	110mm (4.3inch)
	Height	286mm (11.3inch)
	Total Height	286mm (11.3inch)
Approx. Weight		33.5kg (73.9lbs)

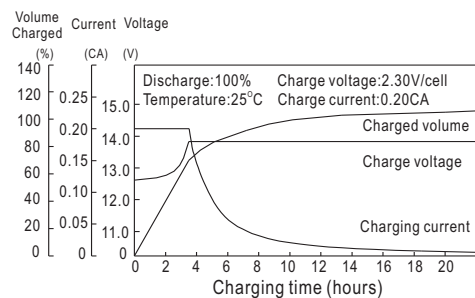
Characteristics

Capacity 20 \ominus (68 $\frac{5}{16}$) To 1.70V/Cell	20 hour rate	111Ah
	10 hour rate	105Ah
	5 hour rate	94.5Ah
	1 hour rate	63.5Ah
	15 min rate	40.8Ah
Internal resistance(Fully charged, 25 \ominus)		Approx.4.2m Ω
Capacity affected by temperature (10HR)	40 \ominus	102%
	25 \ominus	100%
	0 \ominus	85%
	-15 \ominus	65%
Self-discharge (25 \ominus)	3 month	Remaining Capacity: 91%
	6 month	Remaining Capacity: 82%
	12 month	Remaining Capacity: 65%
Nominal operating temperature		25 \ominus \pm 3 \ominus (77 \ominus F \pm 5 \ominus F)
Operating temperature range		-15 \ominus ~50 \ominus (5 \ominus F~122 \ominus F)
Float charging voltage(25 \ominus)		13.50 to 13.80V
Cyclic charging voltage(25 \ominus)		14.50 to 14.90V
Maximum charging current		31.5A
Terminal material		Copper
Maximum discharge current		840A(5 secretary.)

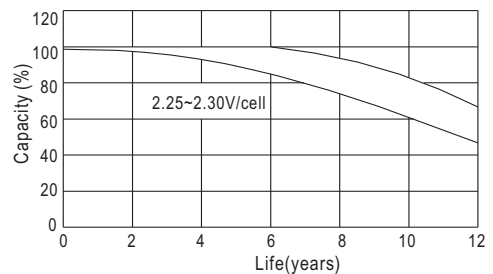
The Relationship for Open Circuit Voltage and Residual Capacity (25 \ominus C)



Charging Characteristics(25 \ominus C)



Floating Life Characteristics (25 \ominus C)



Constant Current Discharge Characteristics (A, 25 \ominus C)

F.V/TIME	5min	10min	15min	30min	60min	3h	5h	10h	20h
9.60V	321	214	170	107	66.2	27.2	19.2	10.7	5.60
10.2V	305	203	163	103	63.5	26.8	18.9	10.6	5.55
10.8V	286	191	155	97.6	60.3	26.2	18.5	10.5	5.51

Constant Power Discharge Characteristics (Watt, 25 \ominus C)

5min	10min	15min	30min	60min	3h	5h	10h	20h
3369	2310	1864	1201	754	320	227	127	67.1
3200	2194	1790	1153	724	315	223	126	66.5
3008	2063	1700	1095	688	309	219	126	66.2