



## VRLA Rechargeable Battery

# EP28-12 (EP28-12FR)



### FEATURES

- Absorbent Glass Mat technology for efficient gas recombination
- Maintenance free(no water topping-up required)
- No free acid(Non-spillable battery)
- Can be used in any orientation(excluding used inverted)
- The battery is designed for heavy duty cyclic application
- Low self-discharge rate, lower than 3% capacity loss per month

### APPLICATION

- UPS
- Golf-Carts
- Wheelchairs
- Lawn Mowers
- Electric Vehicles



### SPECIFICATIONS

Nominal Voltage	12 V
Nominal Capacity	28Ah @ 20 hour rate F.V.(1.75V/cell)
Approx. Weight	9700g(21.39lbs.)
Terminals	B1 (Fitting M5 bolt & nut) , T2 and I1 are optional
Internal Resistance	≤10m Ω (Fully Charged)
Max. Discharge Current	420 A (5 sec.)
Max. Charge Current	8.4 A
Operating Temperature Range	Charge : 0°C~40°C(32°F~104°F) Discharge : -20°C~50°C(-4°F~122°F) Storage. : -20°C~40°C(-4°F~104°F)
Container Material	ABS(UL94-HB, UL94-V0 is optional)

ISO 9001	
ISO14001	
UL	 MH19884
CE	 C4M20310-2474-E-16
<ul style="list-style-type: none"> <li>● IEC 61056-1</li> <li>● JIS C 8702-1</li> <li>● GB/T 19639.1</li> </ul>	

### DIMENSION(mm/inch)

### OUTER DIMENSIONS

### TERMINAL TYPE

#### Length

175±1.5 (6.89±0.06)

#### Width

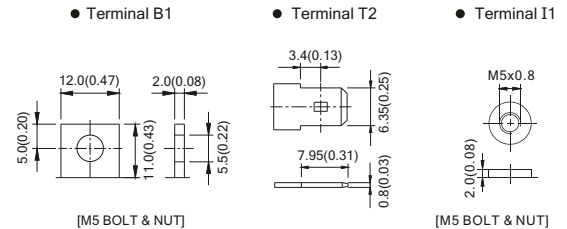
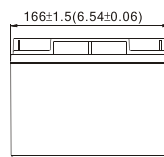
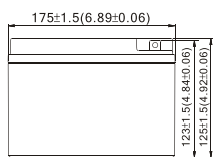
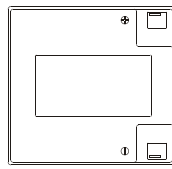
166±1.5 (6.54±0.06)

#### Container Height

125±1.5 (4.92±0.06)

#### Total Height

125±1.5 (4.92±0.06)



### Constant power discharge characteristics at 25 °C/77 °F

Unit: W

F.V. (V/cell) \ Discharge Time	5 Min	10 Min	15 Min	30 Min	1 Hr	3 Hr	5 Hr	10 Hr	20 Hr
1.80V	912.0	685.6	555.2	334.0	193.6	81.6	56.4	31.44	16.44
1.75V	1056.0	742.8	581.2	346.8	199.2	83.2	57.2	31.92	16.80
1.70V	1120.0	769.6	598.8	354.4	202.8	84.0	57.6	32.08	16.88
1.65V	1172.0	788.0	612.8	359.6	205.6	84.8	58.0	32.16	16.92
1.60V	1208.0	803.6	624.8	363.2	207.6	85.2	58.0	32.16	16.92

### Constant current discharge characteristics at 25 °C/77 °F

Unit: A

F.V. (V/cell) \ Discharge Time	5 Min	10 Min	15 Min	30 Min	1 Hr	3 Hr	5 Hr	10 Hr	20 Hr
1.80V	82.2	60.4	48.3	28.3	16.3	6.80	4.70	2.62	1.37
1.75V	96.9	65.4	50.5	29.4	16.7	6.93	4.77	2.66	1.40
1.70V	102.8	67.7	52.1	30.0	17.0	7.00	4.80	2.67	1.41
1.65V	107.5	69.4	53.3	30.5	17.3	7.07	4.83	2.68	1.41
1.60V	110.8	70.7	54.3	30.8	17.4	7.10	4.83	2.68	1.41

All data shall be changed without prior notice, BB reserves the right to explain and update the information contained hereinto.