

Valve Regulated Lead-Acid Rechargeable Battery

FTB110-12 (12V, 110AH/8HR)



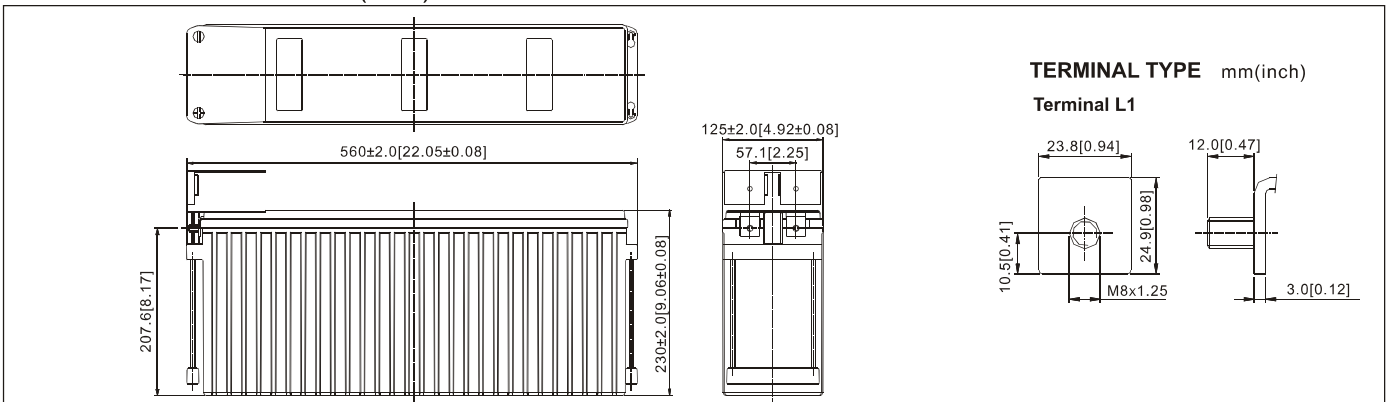
■ FEATURES

- Thermally welded case-to-cover bond to ensure a leak-proof case
- Absorbent Glass Mat technology for efficient gas recombination
- 10 years design life in float applications @ 20°C
- Front accessible terminal for ease of assembly
- Carry handles for ease of installation
- Strengthened rib design to maintain structural integrity
- Flame-arrestor is installed to ensure safety
- One-way self-resealing safety valve for long life guarantee
- Battery design allows for 48VDC configuration in a standard 23" rack

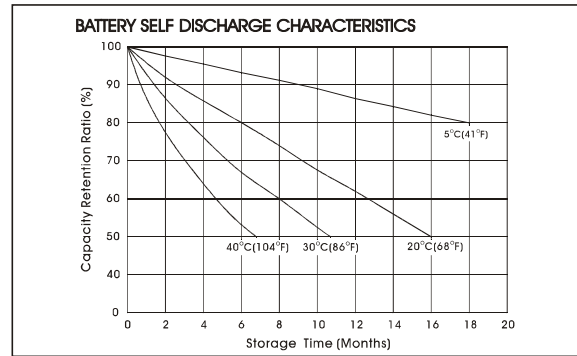
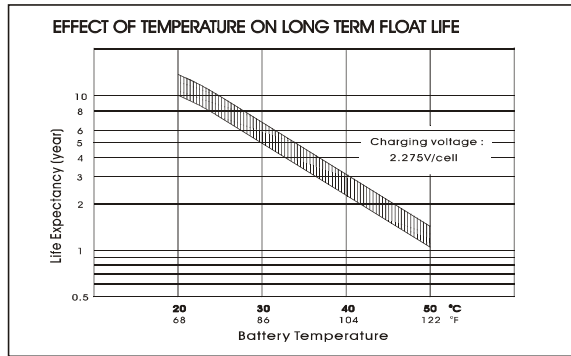
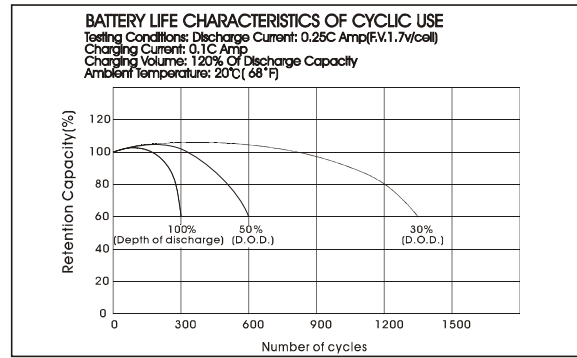
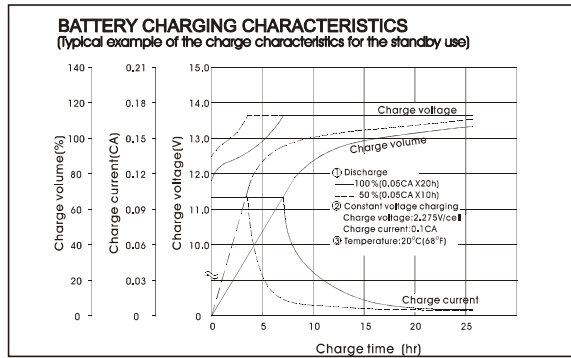
□ SPECIFICATIONS

Nominal Voltage(V).....	12 V
Nominal Capacity(Ah) @ 25°C	
10 Hour rate F.V.(1.75V/cell) (11.22A discharge to 10.5volts).....	112.2 Ah
8 Hour rate F.V.(1.75V/cell) (13.75A discharge to 10.5volts)	110 Ah
1 Hour rate F.V.(1.75V/cell) (72.90A discharge to 10.5volts)	72.9 Ah
Terminal.....	Front Accessible, Threaded (M8) copper alloy
Terminal Hardware Initial Torque.....	104 kgf-cm (90 in-ibs; 10.2 N-m)
Approximate Weight.....	41.1 kg (90.6 lbs.)
Internal Resistance (Fully Charged Battery).....	<3.0 mΩ
Maximum Charge Current.....	24 A
Maximum Discharge Current for 5 sec.	770 A
Storage Duration	Up to 6 months (20°C)
Plates.....	Thick pasted construction with Lead-Tin-Calcium alloy
Container.....	Reinforced Polypropylene, V-0 is optional
Safety Vent	Opening pressure 3~5 psi
Float Voltage	2.25 to 2.30 VPC. Recommended 2.27 VPC @ 20°C
Operation Temperature	-20~50°C
Application	Telecom, UPS, Standby Power

□ DIMENSIONS mm(inch)



FTB110-12 characteristics curve



Constant current discharge data at 25°C/77°F

Final Voltage	Discharge time													
	1Hr	2Hr	3Hr	4Hr	5Hr	6Hr	7Hr	8Hr	10Hr	12Hr	20Hr	24Hr	72Hr	100Hr
Battery output current (Amperes)														
11.40V	60.6	36.6	27.0	21.3	17.8	15.3	13.4	12.10	9.87	8.36	5.24	4.41	1.55	1.13
11.10V	67.4	40.3	29.5	23.3	19.4	16.7	14.6	13.09	10.73	9.09	5.70	4.81	1.69	1.23
10.80V	71.2	41.9	30.6	24.1	20.0	17.3	15.2	13.53	11.11	9.39	5.90	4.97	1.76	1.28
10.50V	72.9	42.7	31.0	24.5	20.4	17.5	15.4	13.75	11.22	9.55	6.00	5.05	1.79	1.31
10.20V	74.1	43.1	31.3	24.7	20.5	17.6	15.5	13.75	11.22	9.55	6.00	5.05	1.79	1.31
9.90V	75.1	43.5	31.6	24.9	20.6	17.7	15.6	13.75	11.22	9.55	6.00	5.05	1.79	1.31

Constant power discharge data at 25°C/77°F

Final Voltage	Discharge time													
	1Hr	2Hr	3Hr	4Hr	5Hr	6Hr	7Hr	8Hr	10Hr	12Hr	20Hr	24Hr	72Hr	100Hr
Battery output power (W)														
11.40V	712.1	433.7	322.6	255.6	213.6	183.6	160.8	145.2	118.44	100.32	62.88	52.92	18.60	13.56
11.10V	791.9	477.5	352.5	279.6	232.8	200.4	175.2	157.1	128.76	109.08	68.40	57.72	20.28	14.76
10.80V	836.6	496.5	365.6	289.2	240.0	207.6	182.4	162.3	133.32	112.68	70.80	59.64	21.12	15.36
10.50V	856.5	505.9	370.4	294.0	244.8	210.0	184.8	165.0	134.64	114.59	72.00	60.60	21.48	15.72
10.20V	870.6	510.7	374.0	296.4	246.0	211.2	186.0	165.0	134.64	114.59	72.00	60.60	21.48	15.72
9.90V	882.4	515.4	377.6	298.8	247.2	212.4	187.2	165.0	134.64	114.59	72.00	60.60	21.48	15.72



B.B. BATTERY CO., LTD.

Web Site: <http://www.bb-battery.com>

USA:
 B&B BATTERY(USA) INC.
 6415 RANDOLPH ST.COMMERCE,
 CA,90040 U.S.A.
 TEL:1-323-278-1900.1-800-278-8599
 FAX:1-323-278-1268
 E-Mail:sales@bb-battery.com

EUROPE:
 B&B BATTERY(EUROPE) B.V.
 3 WIJNGAARDVELD, 9300 AALST,BELGIUM
 TEL:(00)32-53781567
 FAX:(00)32-53781567
 E-Mail:hansdevriesse@bb-battery.com

CHINA FACTORY:
 B.B. BATTERY CO., LTD.
 CHENG DONG TRIAL AREA,HUANG GANG,
 RAOPING, GUANG DONG,CHINA,515700
 TEL:86-768-7601001-2
 FAX:86-768-7601469
 E-Mail:maggy@bb-battery.com

HONG KONG:
 NATIONAL TRADING LTD.
 TEL:852-2301-3800
 FAX:852-2739-1182
 E-Mail:bbhk@hkstar.com

JAPAN:
 B&B BATTERY(JAPAN) CO., LTD.
 1375-11 NARAHARA-MACHI,HACHIOJI,
 TOKYO 193-0803,JAPAN.
 TEL:81-426-25-6375
 FAX:81-426-25-6375
 E-Mail:miyata@bb-battery.com

TAIWAN:
 B.B. BATTERY(TAIWAN) CO., LTD.
 TEL:886-6-502-5150
 FAX:886-6-589-8087
 E-Mail:maggy@bb-battery.com

